



Unit A3

Lady Victoria Business Centre

Newtongrange

EH22 4QN

Call us on 0131 454 9998







or email us at info@oraceramics.com

GRES TUTTA MASSA
Full-body stoneware
Vollgemischtes durchgefärbtes
Feinsteinzeug
Grès Cérame en pleine masse
Grès en toda masa

Conforme ISO 13006 G - UGL
According to ANSI 137,1 - UGL
Unglazed impervious Porcelain
Paver Tile

Dati tecnici
Technical data
Technische Daten
Données techniques
Datos técnicos

NATURALE

EN 101 MOHS 7		ASTM C1028 ≥ 0,60	
BCR TORTUS > 0,40		ISO 10545,12 RESISTENTE	
SPESSORE 11 mm		DIN 51130 R 9	




mayfair . 60x120 . 24"x48"
NATURALE RETT. [104] ●
LAPPATO. [107] ●



mayfair . 60x60 . 24"x24"
NATURALE. [081] ●
NATURALE RETT. [089] ●
LAPPATO. [095] ●



mayfair . 45x45 . 18"x18"
NATURALE. [077] ●
NATURALE RETT. [085] ●
LAPPATO. [093] ●



mayfair . 30x60 . 12"x24"
NATURALE RETT. [089] ●
LAPPATO. [095] ●




mayfair . 15x60 . 6"x24"
NATURALE RETT. [094] ●
LAPPATO. [100] ●



bars mayfair . [124] ●
30x30 . 12"x12"



blades mayfair . [129] ●
30x30 . 12"x12"



dune mayfair . [133] ●
30x30 . 12"x12"



Raccordo mayfair . [014] ●
1,2x30 . 1/2"x12"



Ang. raccordo mayfair . [016] ●
1,2x1,2 . 1/2"x1/2"



piccadilly . 60x120 . 24"x48"
NATURALE RETT. [102] ●
LAPPATO. [106] ●



piccadilly . 60x60 . 24"x24"
NATURALE. [075] ●
NATURALE RETT. [084] ●
LAPPATO. [093] ●



piccadilly . 45x45 . 18"x18"
NATURALE. [072] ●
NATURALE RETT. [081] ●
LAPPATO. [089] ●



piccadilly . 30x60 . 12"x24"
NATURALE RETT. [084] ●
LAPPATO. [093] ●



piccadilly . 15x60 . 6"x24"
NATURALE RETT. [093] ●
LAPPATO. [097] ●



bars piccadilly . [124] ●
30x30 . 12"x12"



blades piccadilly . [129] ●
30x30 . 12"x12"



dune piccadilly . [133] ●
30x30 . 12"x12"



Raccordo piccadilly .
1,2x30 . 1/2"x12" [014] ●



Ang. raccordo piccadilly .
1,2x1,2 . 1/2"x1/2" [016] ●



pop warm . 15x30 . 6"x12"
[060] ●



pop warm . 5x30 . 2"x12"
[028] ●



pop warm . 2,7x30 . 1 1/16"x12"
[019] ●



bloom warm . 5x30 . 2"x12"
[033] ●



Ang. bloom warm . 1,2x5 . 1/2"x2"
[028] ●



bloom warm . 3x30 . 1 1/4"x12"
[025] ●



Ang. bloom warm . 1,2x3 . 1/2"x 1 1/4"
[027] ●



stick warm . 1,5x30 . 9/16"x12"
[036] ●



dice warm . 4,5x4,5 . 1 1/4"x1 1/4"
[026] ●



dice warm cross . 4,5x4,5 . 1 1/4"x1 1/4"
[026] ●









steel line 1x60 . 1/2"x24"
[052] ●

GRES TUTTA MASSA
 Full-body stoneware
 Vollgemischtes durchgefärbtes
 Feinsteinzeug
 Grès Cérame en pleine masse
 Grès en toda masa

Conforme ISO 13006 G - UGL
 According to ANSI 137,1 - UGL
 Unglazed impervious Porcelain
 Paver Tile

Dati tecnici
 Technical data
 Technische Daten
 Données techniques
 Datos técnicos

NATURALE

EN 101 MOHS 7		ASTM C1028 ≥ 0,60	
BCR TORTUS > 0,40		ISO 10545,12 RESISTENTE	
SPESSORE 11 mm		DIN 51130 R 9	



victoria . 60x120 . 24"x48"
 NATURALE RETT. [102] ●
 LAPPATO. [106] ●



victoria . 60x60 . 24"x24"
 NATURALE. [075] ●
 NATURALE RETT. [084] ●
 LAPPATO. [093] ●



victoria . 45x45 . 18"x18"
 NATURALE. [072] ●
 NATURALE RETT. [081] ●
 LAPPATO. [089] ●



victoria . 30x60 . 12"x24"
 NATURALE RETT. [084] ●
 LAPPATO. [093] ●




victoria . 15x60 . 6"x24"
 NATURALE RETT. [093] ●
 LAPPATO. [097] ●



bars victoria . [124] ●
 30x30 . 12"x12"



blades victoria . [129] ●
 30x30 . 12"x12"



dune victoria . [133] ●
 30x30 . 12"x12"




Raccordo victoria . [014] ●
 1,2x30 . 1/2"x12"




Ang. raccordo victoria . [016] ●
 1,2x1,2 . 1/2"x1/2"



city . 60x120 . 24"x48"
NATURALE RETT. [102] ●
LAPPATO. [106] ●



city . 60x60 . 24"x24"
NATURALE. [075] ●
NATURALE RETT. [084] ●
LAPPATO. [093] ●



city . 30x60 . 12"x24"
NATURALE RETT. [084] ●
LAPPATO. [093] ●



city . 45x45 . 18"x18"
NATURALE. [072] ●
NATURALE RETT. [081] ●
LAPPATO. [089] ●




city . 15x60 . 6"x24"
NATURALE RETT. [093] ●
LAPPATO. [097] ●



bars city . [124] ●
30x30 . 12"x12"



blades city . [129] ●
30x30 . 12"x12"



dune city . [133] ●
30x30 . 12"x12"



Raccordo city . [014] ●
1,2x30 . 1/2"x12"



Ang. raccordo city . [016] ●
1,2x1,2 . 1/2"x1/2"



pop cold . 15x30 . 6"x12"
[060] ●



pop cold . 5x30 . 2"x12"
[028] ●



pop cold . 2,7x30 . 1/16"x12"
[019] ●



bloom cold . 5x30 . 2"x12"
[033] ●



Ang. bloom cold . 1,2x5 . 1/2"x2"
[028] ●



bloom cold . 3x30 . 1/4"x12"
[025] ●



Ang. bloom cold . 1,2x3 . 1/2"x1/4"
[027] ●



stick cold . 1,5x30 . 9/16"x12"
[036] ●




dice cold . 4,5x4,5 . 1/4"x1/4"
[026] ●



dice cold cross . 4,5x4,5 . 1/4"x1/4"
[026] ●



steel line 1x60 . 1/2"x24"
[052] ●




docks . 60x120 . 24"x48"
NATURALE RETT. [104] ●
LAPPATO. [107] ●



docks . 60x60 . 24"x24"
NATURALE. [081] ●
NATURALE RETT. [089] ●
LAPPATO. [095] ●



docks . 30x60 . 12"x24"
NATURALE RETT. [089] ●
LAPPATO. [095] ●



docks . 45x45 . 18"x18"
NATURALE. [077] ●
NATURALE RETT. [085] ●
LAPPATO. [093] ●




docks . 15x60 . 6"x24"
NATURALE RETT. [094] ●
LAPPATO. [100] ●



bars docks . [124] ●
30x30 . 12"x12"



blades docks . [129] ●
30x30 . 12"x12"



dune docks . [133] ●
30x30 . 12"x12"



Raccordo docks . [014] ●
1,2x30 . 1/2"x12"



Ang. raccordo docks . [016] ●
1,2x1,2 . 1/2"x1/2"



pop cold . 15x30 . 6"x12"
[060] ●



pop cold . 5x30 . 2"x12"
[028] ●



pop cold . 2,7x30 . 1/16"x12"
[019] ●



bloom cold . 5x30 . 2"x12"
[033] ●



Ang. bloom cold . 1,2x5 . 1/2"x2"
[028] ●



bloom cold . 3x30 . 1/4"x12"
[025] ●



Ang. bloom cold . 1,2x3 . 1/2"x1/4"
[027] ●



stick cold . 1,5x30 . 9/16"x12"
[036] ●



dice cold . 4,5x4,5 . 1/4"x1/4"
[026] ●



dice cold cross . 4,5x4,5 . 1/4"x1/4"
[026] ●



steel line 1x60 . 1/2"x24"
[052] ●

DOCKS SKY




docks sky . 30x60 . 12"x24"
NATURALE RETT. 090 ●



docks sky . 60x60 . 24"x24"
NATURALE 082 ●
NATURALE RETT. 090 ●

CITY SKY



city sky . 30x60 . 12"x24"
NATURALE RETT. 087 ●



city sky . 60x60 . 24"x24"
NATURALE 078 ●
NATURALE RETT. 087 ●

VICTORIA SKY




victoria sky . 30x60 . 12"x24"
NATURALE RETT. 087 ●




victoria sky . 60x60 . 24"x24"
NATURALE 078 ●
NATURALE RETT. 087 ●

MAYFAIR SKY



mayfair sky . 30x60 . 12"x24"
NATURALE RETT. 090 ●



mayfair sky . 60x60 . 24"x24"
NATURALE 082 ●
NATURALE RETT. 090 ●

PICCADILLY SKY



piccadilly sky . 30x60 . 12"x24"
NATURALE RETT. 087 ●



piccadilly sky . 60x60 . 24"x24"
NATURALE 078 ●
NATURALE RETT. 087 ●

SKY

EN 101
MOHS 8



ASTM C1028
≥ 0.60



BCR TORTUS
> 0,40



DIN 51130
R10



DIN 51097
B (A+B)



SPESSORE
11 mm

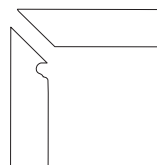


Dati tecnici - Technical data - Technische Daten - Données techniques - Datos técnicos

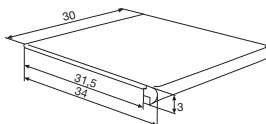
PEZZI SPECIALI: Trim Pieces / Formstücke / Pièces Spéciales / Piezas Especiales



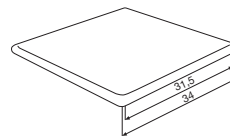
battiscopa . 8x45 . 3"x18"
NATURALE 011 ●
NATURALE RETT. 013 ●
LAPPATO. 015 ●



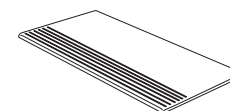
battiscopa scala
8x45 . 3"x18" 034 ●



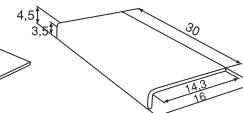
gradone toro vuoto
30x34 . 12"x13 1/4"
NATURALE. 063 ●



gradone toro ang. vuoto
34x34 . 13 1/4"x13 1/4"
NATURALE. 083 ●



gradino sky
30x60 . 12"x24"
NATURALE. 043 ●



elemento "L" sky
16x30x4,5 . 6 1/4"x12"x1 1/4"
NATURALE. 028 ●