



Unit A3

Lady Victoria Business Centre

Newtongrange

EH22 4QN

Call us on 0131 454 9998

or email us at info@oraceramics.com









SMERALDO



MIELE



AMBRA



BAMBOO



ZAFFIRO





FUME






MADREPERLA

alabastrini di rex

	60x120 23 5/8" x 47 1/8"	80x80 31 1/2" x 31 1/2"	80x180 31 1/2" x 70 3/4"	60x120 23 5/8" x 47 1/8"	80x80 31 1/2" x 31 1/2"	80x180 31 1/2" x 70 3/4"	30x30 11 3/4" x 11 3/4" mosaico 3x15	30x30 11 3/4" x 11 3/4" mosaico 30 3x3	
	non abitato natural/matrix/empire/ant			abitato matrix/monasterium/REGULARE			abitato matrix/monasterium/REGULARE		
alabastrino madrepalla		-	-	-	739806	739813	739821	739969	739961
alabastrino smeraldo		-	-	-	739809	739817	739825	739973	739965
alabastrino miele		-	-	-	739806	739814	739822	739970	739962
alabastrino ambra		-	-	-	739807	739815	739823	739971	739963
alabastrino bamboo		-	-	-	739810	739818	739826	739974	739966
alabastrino zaffiro		-	-	-	739808	739816	739824	739972	739964
alabastrino furne		-	-	-	739811	739819	739827	739975	739967

		7x60 234x234x8 battiscopa	33x120x3 13x4719x1,48 gradino	33x120x3 13x4719x1,48 gradino DX	33x120x3 13x4719x1,48 gradino SX	33x120x3 13x4719x1,48 gradino DX/SX
						
ogni pezzo ha il nome dell'inserto scelto con il numero di catalogo Despairec segue.						
alabastro madregarla		740019 Lucido	739912 Lucido	739922 Lucido	739931 Lucido	739940 Lucido
alabastro smeraldo		740025 Lucido	739916 Lucido	739926 Lucido	739935 Lucido	739944 Lucido
alabastro miele		740022 Lucido	739913 Lucido	739923 Lucido	739932 Lucido	739941 Lucido
alabastro ambra		740023 Lucido	739914 Lucido	739924 Lucido	739933 Lucido	739942 Lucido
alabastro bambù		740026 Lucido	739917 Lucido	739927 Lucido	739936 Lucido	739945 Lucido
alabastro zaffiro		740024 Lucido	739915 Lucido	739925 Lucido	739934 Lucido	739943 Lucido
alabastro fumé		740027 Lucido	739918 Lucido	739928 Lucido	739937 Lucido	739946 Lucido



Joint spaces become part of the decoration. The space that separates the material acquires a new level of expression thanks to water-jet technology. Each project can be unique and customised based on the area where it will be installed. The decoration can be adapted to any requested measurements, 1 mm joint space between tiles. The customer's floor plan is required to design the project, providing the precise measurements of the walls where the material will be applied. If the walls are not perfectly square, the side pieces must be left 5 cm longer.